

Time saved
is money earned

Microtiter[®]

The Microtiter system for making serial dilutions has proved to be an essential tool in many of the leading hospitals, research centers, and universities. Because of savings in time, space, and reagents — this self-contained system is equally essential in private laboratories of microbiologists, immunologists, or virologists. It can perform eight serial dilutions simultaneously in minutes. The saving in reagents and sera alone is eight-fold.


When special tests are not feasible with the macro technique, or for routine tests, the Microtiter system provides absolute reliability and reproducibility.

For more information
and a complete bibliography of test procedures write:

**COOKE ENGINEERING
COMPANY**

MEDICAL RESEARCH DIVISION
735 North Saint Asaph Street
Alexandria, Virginia

Water is a critical component of cell culture media.



Are you sure of the quality of the water used in your media?

Use water of varied quality and the medium looks the same . . . BUT, cell culture results are different.

Our water is standardized by routine testing to ensure that it is essentially free of electrolytes (18,000,000 ohms resistance) and pyrogens (determined by rabbit inoculation). The cell plating efficiency test performed with each lot of medium produced by Microbiological Associates also indicates that the water is of high quality for use in cell culture studies.

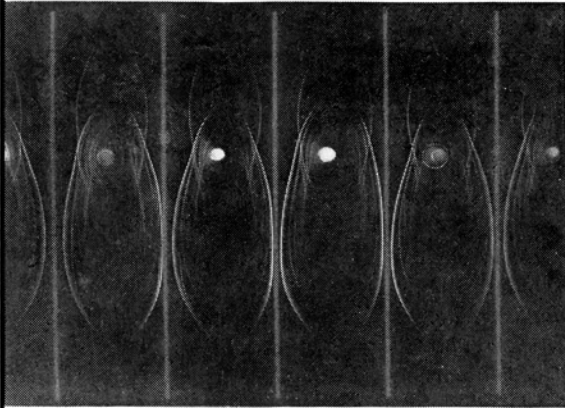
This is one of the UNSEEN QUALITIES in media produced by Microbiological Associates.

MICROBIOLOGICAL ASSOCIATES
4813 BETHESDA AVENUE BETHESDA, MARYLAND 20014



CELLOFOR[®]

The N.I.L.-Saravis Immunelectrophoresis Apparatus for Cellulose Acetate

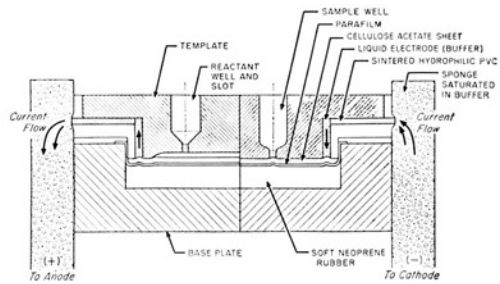
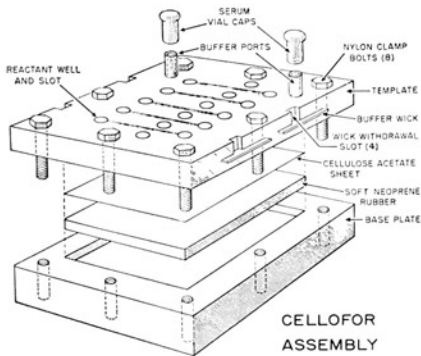


Eliminates handling, sample applicators, and humidifying cabinets. Clamp-on cell can be inserted singly or as a pair in the 5-5050 All-Media Process Cell.

● Bulletin 5-2400

← *Human Gamma Globulin Against
Anti-Human Immune Horse Serum*

Note: The complete and illustrated procedure for carrying out immunelectrophoresis by the N.I.L.-Saravis method is obtainable on request.



OPERATIVE CROSS-SECTION VIEW OF CELLOFOR ASSEMBLY



National Instrument Laboratories, Inc.

In Metropolitan Washington, D. C.

12300 PARKLAWN DRIVE, ROCKVILLE, MARYLAND 20852

PHONE: 933-1144

AREA CODE: 301



New from Hyland

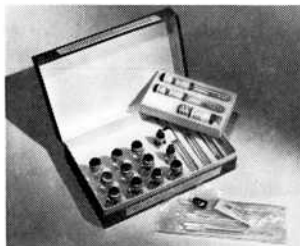
BALANCED SALT SOLUTIONS

Earle and Hanks solutions now available in economical 1000 ml 6-packs — offering economy and pour-type, screw-cap-bottle convenience.



PPLO TEST

Simplifies isolation and identification of PPLO. Stimulates growth of mycoplasmas, prevents growth of pseudocolonies. A complete kit. Components available separately.



CHROMOSOME ANALYSIS KIT (microtechnic)

All necessary materials for a reliable and economical chromosome analysis of leukocytes obtained from peripheral blood. Simplified technic.

For the asking:

(Send to Hyland Division Travenol Laboratories, Inc., P. O. Box 39672, Los Angeles, Calif. 90039)

PLEASE SEND ME:

- PPLO TEST information
 BALANCED SALT SOLUTIONS information
 CHROMOSOME ANALYSIS KIT information
 HYLAND TISSUE CULTURE CATALOG

Name _____

Organization or firm _____

Street _____

City _____ State _____ Zip _____



HYLAND
DIVISION TRAVENOL LABORATORIES, INC.
Los Angeles, California 90039

**SPECIALIZED
RESEARCH
EQUIPMENT**



**WRITE
FOR
CATALOG**

★ *Electrophoretic, immunoelectrophoretic, and immunodiffusion apparatus. Operating tables and accessories.*

GRAFAR
CORPORATION
P.O. BOX 7788 DETROIT 7, MICHIGAN

Amos

HISTOCOMPATIBILITY TESTING 1965

"At the conference on Histocompatibility Testing held in Leiden the information relating to these [six newly discovered] antigenic systems was presented and the possible relationship between leukocyte antigens, transplant rejection and the non-serological grouping methods such as lymphocyte conversion or normal lymphocyte transfer were discussed."

—from the Preface

President of Organizing Committee: *D. Bernard Amos, M.B., B.S., M.D.*, Professor of Immunology, Duke University Medical Center, Durham, North Carolina.

1966 288 pp. 141 tables 63 figs. \$14.75



THE WILLIAMS & WILKINS COMPANY

428 E. PRESTON STREET, BALTIMORE, MARYLAND, U.S.A. 21202

Publishers of Books and Periodicals in Medicine and the Allied Sciences.

THE JOURNAL OF IMMUNOLOGY

Information for Subscribers

Published monthly, beginning January, 1929. (From 1916-1925, and in 1928 Volumes I-X inclusive, and Vol. XV published bi-monthly.)

The subscription price is \$28.00 per year in U.S.A.; \$29.25 in Canada; \$30.00 elsewhere. Single copies, when available, are \$2.75 in U.S.A.; \$3.00 elsewhere. The subscriptions of members of the American Association of Immunologists are included in the membership dues and are handled by the Association's Treasurer, Dr. Sheldon Dray, American Association of Immunologists, 9650 Rockville Pike, Bethesda, Md. 20014. All other subscriptions should be sent to the publishers.

Change of address: Publisher must be notified 60 days in advance. Journals undeliverable because of incorrect address will be destroyed. Duplicates can be obtained (if available) from the publisher at the regular price of single issues.

New subscriptions and renewals are entered to begin with the first volume of the year when subscription is received. Should any issue of the current volume be out of print at the time the subscription order is received, the pro-rata value of such numbers will be refunded to the subscriber.

Subscriptions should be renewed promptly: To avoid a break in your series, subscriptions should be renewed promptly. The publishers cannot guarantee to supply back issues on belated renewals.

Correspondence concerning all business matters should be addressed to

THE WILLIAMS & WILKINS COMPANY

Publishers of Scientific Books and Periodicals
BALTIMORE, MARYLAND, U. S. A. 21202